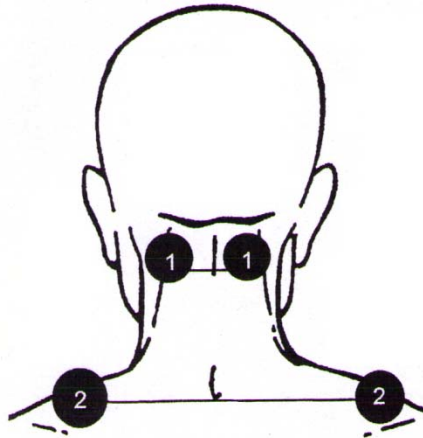
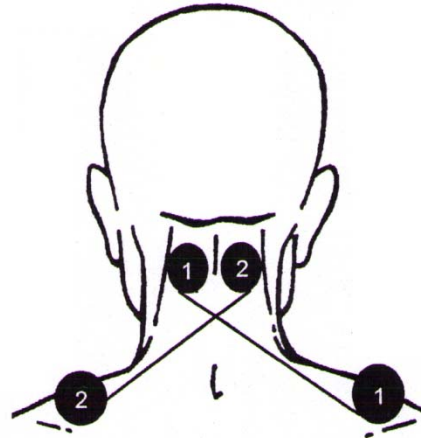


ELECTRODE PLACEMENT AND CARE

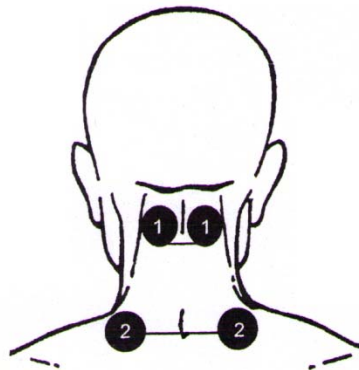
NECK PLACEMENT



Primary Placement



Alternate Placement



Alternate Placement

WARNING:

- *Do not place electrodes on the side or front of neck.
- *Keep electrodes away from carotid artery.
- *Do not overlap electrodes.
- *Do not place on spine.
- *Do not immerse in water.

Electrode Care:

First use: Attach lead wire to electrode; reserve plastic back and zip-lock bag. Attach electrode to clean dry skin. Turn unit on for treatment as instructed.

After treatment: Carefully peel electrode from skin and place back on plastic sheet. Carefully disconnect lead wires from electrodes. Place electrodes in zip-lock bag and store in refrigerator.

To reuse: Remove zip-lock from refrigerator and remove electrodes from bag. Carefully attach lead wires. Work with 1 pair of pads at a time. Gently peel from plastic back. Using index finger, add a drop of water to gel on the back of the electrode; smear gently and wait 15 seconds. Re-apply the electrode to clean dry skin. Repeat for remaining pair of electrodes.